

USA Traction Therapy





Introduction

Chattanooga® is a brand of DJO Global®. DJO Global provides solutions for musculoskeletal health, vascular health, and pain management. Our products help prevent injuries, rehabilitate after surgery, injury or from degenerative disease, helping to enable patients to regain or maintain natural motion.

For over seven decades, Chattanooga products have helped contribute to positive treatment outcomes in hospitals, clinics, and home settings worldwide. We strive to lead the rehabilitation industry by example, and through continuous innovation, provide real world solutions for clinicians and their patients.

As one of the leading brands in rehabilitation, Chattanooga is sold in over 80 countries worldwide. Chattanooga dealers, distributors and customers are supported by a seasoned team of personnel who oversee product development, product training and education, order placement, product delivery, after sales service, and provide dedicated sales and marketing support.

Please read complete instructions for use for all products prior to use.

Visit www.DJOglobal.com



Contents

Introduction	1
Traction treatment: A Background	3
Ordering Guidelines	4
Triton® 6E Traction Table	5
Triton® 6M Traction Table	7
Galaxy® TTET400 Traction Table	8
Galaxy® TTET300 Traction Table	9
Traction Kits	10
Traction Units	11
Traction Accessories	13
Saunders® Home Traction Devices	15



Traction

Manual and mechanical traction has been utilized for years as a solution in the treatment of spinal conditions involving nerve root impingement and sagittal spine alignment. However, all mechanical traction devices are not the same. Chattanooga® Triton Traction systems offer a variety of choices to fit your clinic's needs.

With the Triton 6E and 6M, Chattanooga has introduced a new generation of innovative traction devices that mimic the intricate nuances of the manual therapist's hands, thereby expanding the features of modern day traction.

As a supplier of rehabilitation equipment, we see ourselves as a committed partner to the rehabilitation practitioner.

* GALAXY is a table name specific to DJO tables manufactured by MEDEN-INMED exclusively for DJO

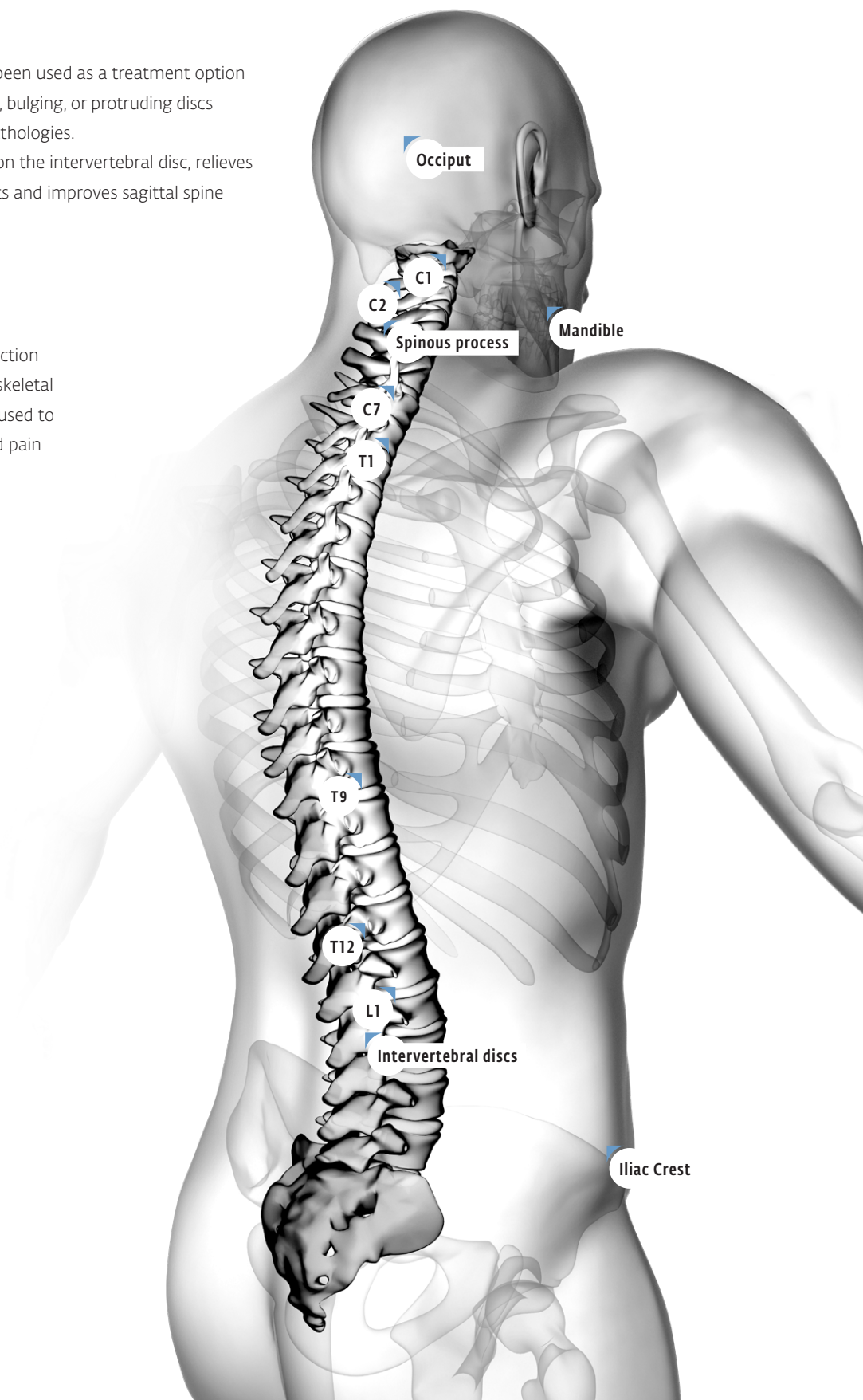
Traction treatment: a background

In modern medicine, spinal distraction has been used as a treatment option to relieve back pain resulting from herniated, bulging, or protruding discs associated with various spine injuries and pathologies. Stretching the spine helps reduce pressure on the intervertebral disc, relieves compression and irritation of the nerve roots and improves sagittal spine alignment.

Clinical Indications for Traction Therapy

The Triton® traction device helps provide traction and mobilization of skeletal structures and skeletal muscles. The Triton traction device may be used to help relieve peripheral radiation/sciatica and pain associated with:

- Protruding discs
- Bulging discs
- Herniated discs
- Degenerative disc disease
- Posterior facet syndrome
- Acute facet problems
- Radicular pain
- Prolapsed discs
- Spinal root impingement
- Hypomobility
- Degenerative joint disease
- Facet syndrome
- Compressions fracture
- Joint pain
- Discogenic pain





Ordering Guidelines:

What do I need to start Traction treatment?

For your patients to experience the full benefits of traction treatment therapy, It is important that you are equipped with the right tools for the job. We are here to help you choose the right equipment package for your needs.

1 Pages 5-8.

First, select one of our traction table models.

From the sophisticated Triton® 6E, to the straightforward Galaxy TTET300, Chattanooga® offers a range of traction tables to form the basis of your treatments.

EX: Part number: 4769M = Triton 6M Table



2 Pages 5-8.

Next, pick your table upholstery color.

Our tables come in a variety of upholstery color options, allowing you to coordinate your table with the look of your practice space.

EX: Part number: 4769M102 = Triton 6M Table, blue



Blue
(x = 02)



Black
(x = 08)

3 Pages 9-10.

Then, choose a traction unit.

Whether it's a color or monochrome display you're after, both of our traction units feature a touchscreen interface, and can be used with any of our table models.

EX: Part number: 4749 = Triton Traction unit, with color screen



4 Pages 11-13.

Finally, don't forget your accessories!

From flexion stools to bolster sets, we supply everything a practitioner could need to make the traction treatment process that little bit easier.

EX: Part numbers: 3265106 = Flexion stool, blue + 42901 =

Bolster Set + 2825 Quikwrap DTS Belt Set



Ordering Information





Part Number	Description
-------------	-------------

Triton® 6E

4769E1XUS	Triton 6E traction table
-----------	--------------------------

Now choose your options:

(X) Upholstery Color Options

		
Black/Ecru (x = 10)	Graphite Grey (x = 07)	Blue (x = 02)
		
Black (x = 08)		


When ordering, replace 'x' in Part Number with desired 2-digit colour code above. For example, 4769E102 = Triton 6E, blue

NOTICE: Color charts are produced within the limitations of lithographic color printing and are intended as a general guide only.

Triton® 6E Traction Table



Intuitive remote hand control for all moving parts



Pelvic tilt section (0° to 20°)



Features

In modern medicine, spinal distraction has been utilized as a treatment option to help relieve peripheral radiation/sciatica and pain associated with various spine injuries and pathologies.

With more than 40 years of experience in the service of clinicians worldwide, Chattanooga® introduces its next generation of spinal distraction treatment systems. Consisting of a three-tier portfolio, our latest range of traction tables includes the highly-functional Galaxy traction line, the mid-range Triton 6M, and the optimum product in the series, the Triton 6E.

Sporting a selection of sophisticated features, the Triton 6E employs modern technology to help put the clinicians in total control with the touch of a button. Fully electric and highly adjustable, when combined with one of our Triton traction units, this premium table helps provide the best possible support for practitioners looking to push their traction treatment to the next level in innovation.



- One of the most advanced electric traction tables, powered by 6 modern actuators, assist in friction-free movement of head, pelvic, chest and leg sections
- Ideally positioned hand remote control allows for easy access around the table
- 6-section treatment table to provide maximum patient comfort in prone and supine positions for manual and traction therapy
- Pelvic tilt section can be adjusted from 0° to 20° to aid flexion of lumbar spine and to help address pelvic asymmetry
- Head piece can be repositioned from -30° to +40° to allow easy access to thoracic and cervical spine
- Atmospheric LED light system in table frame, with cycling or fixed modes
- Tuck-away grab bars for hanging traction without thoracic restraint
- Heated cushions provide greater patient comfort
- Easy to transport and secure once in place
- Complete range of accessories to suit every patient need

Technical Specifications

Mains Power:	120 V~ 50/60 Hz		
Current:	Max 2A with 120V		
Dimensions:	Total*	90.5 x 37 x 31 inches	
	Head / Back section	28 inches	
	Middle section	8.6 inches	
	Pelvic section	10 inches	
	Leg section	30 inches	
	Width	27.5 inches	
Adjustment:	Height	19 inches 37 inches	
	Angle Inclination	Head Section -30° to +40°	
		Pelvic Section 0° to 20°	
		Leg Section 0° to 45°	
	Displacement	Leg Section 4 inches	
Heating Temperatures:	95° & 100.4° F		
LED Lighting:	7 colors & FADE option		
Dynamic lifting capacity:	440 LBS		
Maximum workload:	605 LBS		
Weight:	440 LBS		
Electrical Safety Class:	Class I, Type B		
Safety Tests:	CE, Class I Rule 12		
Table Weight:	494 LBS		
Average Shipping Weight:	550 LBS		
Shipment Dimensions:	92.5 x 37.4 x 31.5 inches		

* Dimensions are listed as L x W x H

Lighting Options

LED lighting system for personalisation.
Cycle or fixed modes.



Ordering Information

Part Number Description

Triton® 6M

4769M1XUS Triton® 6M traction table

Now choose your options:

(X) Upholstery Color Options

Blue
(x = 02)Black
(x = 08)

When ordering, replace 'x' in Part Number with desired 2-digit colour code above. 4769M108 = Triton 6M, black
NOTICE: Color charts are produced within the limitations of lithographic color printing and are intended as a general guide only.

Technical Specifications

Mains Power: 120 V~ 50/60 Hz

Current: Max 2A with 120V

Dimensions:	Total*	90.5 x 37 x 31 inches
	Head / back section	28 inches
	Middle section	8.6 inches
	Pelvic section	10 inches
	Leg section	30 inches
	Width	27.5 inches

Adjustment:	Height	19 inches
		37 inches
		Head Section -15° to +40°
	Angle Inclination	Pelvic Section 0° to 15°
		Leg Section 0° to 45°
	Displacement	Leg Section 4 inches

Dynamic lifting capacity: 440 LBs

Maximum workload: 605 LBs

Patient Weight: 363 LBs

Electrical Safety Class: Class I, Type B

Safety Tests: CE, Class I Rule 12

Table Weight: 428 LBs

Average Shipping Weight: 484 LBs

Shipment Dimensions: 92.5 x 37.4 x 31.5 inches

* Dimensions are listed as L x W x H

Triton® 6M
Traction Table

Features

Comprised of 6 sections, the Triton 6M traction table uses a combination of gas springs and electric power to aid manual adjustment, allowing for easy control of table positioning. Each section is adjustable, providing a wealth of achievable patient positioning options. Together with a Triton Traction Unit (see pages 9-10), the Triton 6M is a solid choice for the basis of any therapist's practice.

- 6-section treatment table provides maximum patient comfort in prone and supine positions to aid manual and traction therapy
- Pelvic tilt section can be adjusted from 0° to 15° to aid flexion of lumbar spine and to help address pelvic asymmetry
- Head piece can be repositioned from -15° to +40° to allow easy access to thoracic and cervical spine
- Tuck-away grab bars for hanging traction without thoracic restraint
- Leg section is adjustable from 0° to 45°
- Gas springs assist in friction-free movement of head, pelvic, chest and leg sections which are easily accessible from either side of the table
- Foot/hand controller allows easy adjustment of table height and includes a lockable safety mechanism
- Complete range of accessories to suit every patient need



Galaxy^{*} TTET400 Traction Table



Features

The Galaxy TTET400 is a multifunctional 4-section traction table which, in conjunction with a traction unit, aids in efficient spinal traction treatment. The TTET400's roller-mounted surface helps prevent friction below the hips and legs, aiding in full traction force during vertebral treatment. In addition, because the rolling sections can be locked in place, this variable-height traction table can also serve as an additional treatment couch.

- A Scissor frame with four feet and four multidirectional, retractable wheels for easy transport
 - Provides maximum patient comfort in prone and supine positions to aid both manual therapy and traction therapy
 - Roller-mounted surface helps prevent friction below the hips and legs
 - Repositional head /back section elevates to 85°
 - Gas spring assists on friction-free moveable sections for easy positioning
 - HalloTronic™+ System enables electric high/low height adjustment from 22 to 40 cm with capacity up to 500 LBs
- * Optional Axilia post package for added stability for your patient. Must be added at the time of order.



Note: The table in this image has the optional Axilia Post Package

Ordering Information

Part Number Description

Galaxy TTET400

32641XY Scissor frame with 4 feet and 4 multidirectional, retractable wheels

Optional Accessory Package

37185 Axilia Posts Option is a special order and must be added during construction of table. This option includes the following:

- 2 Axilia Posts
- Yoke installed on upper frame
- Docking elements installed on traction arm

Now chose your options:

(X) Upholstery Color Options

Beige (x = 01)	Blue (x = 02)	Imperial Blue (x = 19)
Grey (x = 06)	Graphite Grey (x = 07)	Black (x = 08)

When ordering, replace 'x' in Part Number with desired 2-digit colour code above. For example, 3264101 = Galaxy TTET300, beige
NOTICE: Color charts are produced within the limitations of lithographic color printing and are intended as a general guide only.

Technical Specifications

Mains Power:	120 V~ 50/60 Hz	
Current:	Max 2A with 120V	
Dimensions:	Total*	86.6 x 33.5 x 31.5 inches
	Head section	28 inches
	Middle section	8 inches
	Leg section	47 inches
	Width	25 inches
Adjustment:	Angle Inclination	Head Section -30° to +80°
	Displacement	Leg Section 4 inches
	Height	min: 22 inches max: 40 inches
Dynamic lifting capacity:	500 LBs	
Maximum workload:	605 LBs	
Patient Weight:	286 LBs	
Electrical Safety Class:	Class I, Type B	
Safety Tests:	CE, Class I Rule 12	
Shipping Weight (lbs):	330 LBs	
Shipping Dimensions (LxWxH) inches:	86.6x33.5x31.5 inches	
Table Weight:	274 LBs	

* Dimensions are listed as L x W x H

* GALAXY is a table name specific to DJO® tables manufactured by MEDEN-INMED exclusively for DJO

+Hallotronic™ is a trademark by MEDEN-INMED Spółka z o.o.

Ordering Information

Part Number	Description
-------------	-------------

Galaxy TTET300

32641XUS

Scissor frame with 4 feet and 4 multidirectional, retractable wheels

Optional Accessory Package

37185

Axila Posts Option is a special order and must be added during construction of table. This option includes the following:

- 2 Axilla Posts
- Yoke installed on upper frame
- Docking elements installed on traction arm

Now choose your options:

(X) Upholstery Color Options

Beige
(x = 01)Blue
(x = 02)Imperial Blue
(x = 19)Grey
(x = 06)Graphite Grey
(x = 07)Black
(x = 08)

When ordering, replace 'x' in Part Number with desired 2-digit colour code above. For example, 3264101 = Galaxy TTET300, beige
NOTICE: Color charts are produced within the limitations of lithographic color printing and are intended as a general guide only.

Technical Specifications

Mains Power: 120 V~ 50/60 Hz

Current: Max 2A with 120V

Dimensions:

Total* 86.6 x 33.5 x 31.5 inches

Head section 28 inches

Middle section 8 inches

Leg section 47 inches

Width 25 inches

Adjustment:

Angle Inclination Head Section -30° to +80°

Displacement Leg Section 4 inches

Height min: 22 inches max: 40 inches

Dynamic lifting capacity: 500 LBS

Maximum workload: 605 LBS

Patient Weight: 286 LBS

Electrical Safety Class: Class I, Type B

Safety Tests: CE, Class I Rule 12

Shipping Weight (lbs): 330 LBS

Shipping Dimensions (LxWxH) inches: 86.6x33.5x31.5 inches

Table Weight: 274 LBS

* Dimensions are listed as L x W x H

Galaxy^{*} TTET300
Traction Table

Features

The Galaxy TTET300 is a multifunctional 3-section traction table which, in conjunction with a traction unit, aids in efficient spinal traction treatment.

The TTET300's roller-mounted surface helps prevent friction below the hips and legs, aiding in the full traction force during vertebral treatment. In addition, because the rolling sections can be locked in place, this variable-height traction table can also serve as an additional treatment couch.

- A scissor frame with four feet and four multidirectional, retractable wheels for easy transport
- Provides maximum patient comfort in prone and supine positions to aid both manual therapy and traction therapy
- Roller-mounted surface helps prevent friction below the hips and legs
- Repositional head /back section elevates to 85°
- Gas spring assists on friction-free moveable sections for easy positioning
- HalloTronic™ + System enables electric high/low height adjustment from 22 to 40 inches with capacity up to 500 LBS

* Optional Axilla post package for added stability for your patient. Must be added at the time of order



* GALAXY is a table name specific to DJO® tables manufactured by MEDEN-INMED exclusively for DJO
• HalloTronic™ is a trademark by MEDEN-INMED Spółka z o.o.

Traction Kits



Ordering Information	
Part Number	Description
8250 Triton® DTS Advanced Accessory Package	
2841	DTS Triton Traction® Unit - not sold separately
A. 2825	QuikWrap DTS Belt Set
B. 42901	Knee Bolster
D. 9296	Stabilizer Pressure Biofeedback (PBF)
E. 7040	Clinical Cervical Traction System - Includes Clevis
8245 Triton DTS Basic Accessory Package	
2841	DTS Triton® Traction Unit - not sold separately
A. 2825	QuikWrap DTS Belt Set
B. 42901	Knee Bolster
Traction Kits with Stools	
8200	Traction Kit - Beige Stool
8201	Traction Kit - Blue Stool
8202	Traction Kit - Grey Stool
8203	Traction Kit - Graphite Grey Stool
8204	Traction Kit - Black Stool
8205	Traction Kit - Imperial Blue Stool
Includes the following standard accessories:	
4759	TX™ Traction Unit
A. 2825	QuikWrap Belting System
E. 7040	Clinical Cervical Traction System - includes Clevis
C. 3265®	Traction Stool (6 color choices)
8206 - TX Traction Kit with Bolsters	
4759	TX™ Traction Unit
A. 2825	QuikWrap Belting System
B. 42901	Knee Bolster
E. 7040	Clinical Cervical Traction System - includes Clevis

Ordering Information	
Part Number	Description
Triton® Traction Unit	
4739	Triton® Traction Unit (including patient switch and data card)
Optional Accessories	
4766	EMG module includes:
- 48084	Patient Interrupt/EMG Indicator Switch
- 27321	EMG Leadwire
- 42192	DuraStick® Plus 5 cm Round Electrodes (4x)
- 42205	DuraStick® Premium 3 cm Round Electrodes (4x)
Triton Traction Unit w/ EMG	
4798	Triton Traction Unit with EMG (including EMG module, patient switch, and data card)
Technical Specifications	
Triton Traction Unit	
Mains Power:	100 - 240 V, 50/60 Hz
Power Consumption:	75 W
Current Consumption:	3.2 Amps Max
Weight:	30 LBs
Dimensions*:	18 x 9 x 18 inches
Electrical Safety Class:	Class 1, Type B
Safety Tests:	IEC/UL/EN 60601-1, IEC/EN 60601-1-2, CAN C22.2 No. 601.1-M90 w/A2 - Meets MDD 93/42/EEC, CE 0413
EMG Module	
Electrical Safety Class:	Class 1, Type BF
* Dimensions are listed as L x W x H	

Triton® Traction Unit



Features

- Static, intermittent, and cycling traction
- Independent timers allow easy customization of traction pulls in progressive, regressive, and traction phases
- Variable speed motor (30%, 50% and 100%)
- Pretension step eases the patient into traction to help prevent muscle guarding and pretest patient's tolerance to traction force
- Clinical Protocols™ provided for both cervical and lumbar conditions
- Full color graphic library complete with visual tutorial of belting techniques, anatomical images and common pathologies
- Digital high resolution color touch screen that pivots 270°
- 80 User defined protocol slots
- Easily store treatment parameters, pain scales, and pain maps on Patient Data Cards
- Upgrade with the optional EMG module

TX™ Traction Unit



Features

TX Traction Unit

- Static, intermittent, and cycling traction
- User-defined hold, rest and treatment times
- 10 User-defined protocol slots to store customized settings
- Digital monochromatic touch screen interface that pivots 270°
- Easily store treatment parameters, pain scales, and pain maps on Patient Data Cards

Ordering Information	
Part Number	Description
Tru-Trac® Traction Device	
4759	TX™ Traction Unit (including patient switch and data card)
Technical Specifications	
Mains Power:	100 - 240 V, 50/60 Hz
Power Consumption:	75 W
Current Consumption:	3.2 Amps Max
Weight:	30 lbs
Dimensions*:	18 x 9 x 18 inches
Electrical Safety Class:	Class 1, Type B
Safety Tests:	IEC/UL/EN 60601-1, IEC/EN 60601-1-2, CAN C22.2 No. 601.1-M90 w/A2 - Meets MDD 93/42/EEC, CE 0413
* Dimensions are listed as L x W x H	

Ordering Information

Part Number	Description
A QuikWrap Belting System	
2825	QuikWrap DTS Belt Set
B Knee Bolster	
B1 42901	Knee Bolster
B2 42904	Knee Bolster
C Katlenborn	
371308	Kaltenborn 3.7x6x2 inches
The following items are available in 6 colors: Beige (01) Blue (02) Grey (06) Graphite Grey (07) Black (08) Imperial Blue (19). Reference * for the 6 color choices below.	
D Wedge	
D1 3714*	11.8x15.7x4.7 inches
D2 3715*	19.7X13.7X7.9 inches
E Round Bolster	
3718*	Round Bolster 23.6x6 inches

Now chose your options:

Beige
(x = 01)

Blue
(x = 02)

Imperial Blue
(x = 19)

Grey
(x = 06)

Graphite Grey
(x = 07)

Black
(x = 08)

Traction Accessories



Features

A QuikWrap DTS Belt Set

- Universal fit, for use with pelvic or lumbar traction applications up to 300 LBs

B Knee Bolster

- Provides optimum body position to aid in multiple treatment applications.

C Kaltenborn Wedge

- For use by professionals trained in manual mobilization techniques.

D Wedge (1 per pack)

- Flat surfaced positioning shapes in two sizes 11.8x15.7x4.7 or 19.7x13.7x7.9 inches

E Round Bolster

- Rounded positioning shape in one size: 23.6x6 inches



G Facial Pillow

- Supports the head and neck of the patient for more comfortable traction sessions

H Pneumatic Stools

- High-quality, therapy stools with 60 Kg/m3 foam density swivel seat, supports 330 LBs

I Traction Flexion Stool

- Adjustable height enabling placement of the patient's lumbar spine into a neutral or flexed position for increased comfort. Upholstery can be color coordinated to match traction table

J Pron Pillo®

- Elevates the head and shoulders for added comfort. The raised base helps allow patients in prone position to breathe more easily

K Stabilizer Pressure Biofeedback

- Consists of combined gauge and inflation bulb connected to pressure cell

L Axial Posts

- Removable axilla posts help provide additional fixation to the table, preventing slippage during supine traction

M Clinical Cervical Traction

- This clinical device is designed specifically to aid in cervical traction. One size fits most

N Safety Key

- Removable personal safety key for table security and positioning.

Ordering Information

Part Number Description

G Facial Pillow

4291 Facial Pillow

H Pneumatic Stools (See color chart on page 13)

371901 Standard Stool Beige

371902 Standard Stool Blue

371906 Standard Stool Gray

371907 Standard Stool Graphite Gray

371908 Standard Stool Black

371919 Standard Stool Imperial Blue

372001 Flexi Stool Beige

372002 Flexi Stool Blue

372006 Flexi Stool Gray

372007 Flexi Stool Graphite Gray

372008 Flexi Stool Black

372019 Flexi Stool Imperial Blue

I Traction Flexion Stools (See color chart on page 13)

3265101 Beige

3265102 Blue

3265106 Gray

3265107 Graphite Gray

3265108 Black

3265119 Imperial Blue

J Pron Pillo

4206 Pron Pillo

K Stabilizer PBF

9296 Stabilizer Pressure Biofeedback (PBF) Unit

Standard Accessories

92965 Instruction Manual

92961 PBF Stabilizer Pressure Cuff

L Axial Posts

83215ME Traction Axial Post, Black (x2)

M Clinical Cervical Traction

7040 Clinical Cervical Traction System - Includes Clevis

N Safety Key

15-0127 Safety Key

Ordering Information	
Part Number	Description
Saunders® Cervical Traction	
199594	Saunders® Cervical Traction
Standard Accessories	
700723	Headstrap and Pads
199614	Cervical Hand Pump
700724	Angle Adjuster
96458	Shoulder Bag
360365	User's Guide

Saunders® Cervical Traction



Features

- An alternative to surgery for some patients
- Traction forces are directed to the back of the head to help prevent compression of the TMJ
- Easy to read pressure gauge helps provide control of force
- Blow-off valve helps limit the amount of force that can be applied
- The Lumbar HomeTrac's friction free surface ensures smooth motion

Effective

- A cost effective option to continuous clinical care
- Saunders Cervical Home Traction's innovative design replicates clinical traction and helps promote consistency of treatment
- The Cervical Home Traction's positioning alternatives allow varying treatment options for the clinician



Saunders® Lumbar Traction



- Patented pneumatic system helps ensure reliable force accuracy and leak-free performance
- The Lumbar HomeTrac's split table design and actively moving treatment surface replicates clinical traction and helps promote consistency of treatment

Easy to Use

- A portable treatment solution that helps increase patient compliance and satisfaction
- Patented self adjusting neck wedges ensure a good fit on the Saunders Cervical Home Traction
- Patented pump design incorporates a simple "click in place" mechanism
- Quick and simple patient set-up enables home traction without assistance
- Lumbar Home Trac's non-slip belts comfortably secure the patient to the device



Ordering Information	
Part Number	Description
Saunders® Lumbar HomeTrac	
199603	Saunders® Lumbar HomeTrac
Standard Accessories	
199633	Lumbar Hand Pump
14-9964	Carrying Case and Harnesses
360369	User's Guide
70066-001	Upper harness
700667-001	Lower Harness



DJO, LLC | 1430 Decision Street | Vista | CA 92081-8553 | U.S.A.
www.DJOglobal.com

Individual results may vary. Neither DJO Global, Inc. nor any of its subsidiaries dispense medical advice. The contents of this catalog do not constitute medical, legal, or any other type of professional advice. Rather, please consult your healthcare professional for information on the courses of treatment, if any, which may be appropriate for you.

Triton® and Galaxy Tables are manufactured by Meden-Inmed Sp. z o.o. exclusively for Chattanooga. A DJO Global Company